

WARNING
KEEP OUT OF REACH OF CHILDREN
READ LABEL BEFORE USE

CHATEAU®

Active Ingredient: 500g/kg flumioxazin in the form of water dispersible granules.

**A contact and soil residual herbicide for season-long weed control
in grapes, kiwifruit, pipfruit, stonefruit, bush fruit, hops and shelterbelts.**

Net: 2.1kg

(6 x 350g foil enclosed water-soluble bags)



 **SUMITOMO CHEMICAL**

SUMITOMO CHEMICAL AUSTRALIA PTY LTD
51 Rawson Street Epping NSW 2121
Tel: +61 2 8752 9000 Fax: +61 2 8752 9099
A.B.N. 21 081 096 255

© Registered Trademark of Sumitomo Chemical Co., Japan



Distributed in New Zealand by:

Nufarm Limited
6 Manu Street, Otahuhu, Auckland
Telephone: 09 270 4157

www.nufarm.co.nz

Nufarm emergency phonenumber 0800-651 911
toll free 24 hours

19966555.01

HAZARD CLASSIFICATION:

6.8B, 6.9B (oral), 9.1A, 9.2A

**TOXICITY**

- Warning - May cause damage to organs through repeated oral exposure. Suspected of damaging fertility or the unborn child.

ECOTOXIC

- Very toxic to aquatic life. **DO NOT** apply CHATEAU directly into or onto water. Avoid contamination of any water supply with product or empty container.
- Very toxic to the soil environment. **Residual herbicide** - Very toxic to some plant species. Take all reasonable steps to ensure that the substance does not cause any significant adverse effects to the environment beyond the application area.

HANDLING PRECAUTIONS

DO NOT handle until all safety precautions have been read and understood.

The person mixing or applying Chateau must be a "Qualified Contractor" or a "Qualified Person". The spray mixture may also be prepared by a "Qualified Loader".

STORAGE

- Store in original container tightly closed and in a locked, dry, cool area away from sources of ignition, seeds, fertilisers and foodstuffs. Store in accordance with NZS 8409 Management of Agrichemicals.
- Stores containing 100kg are subject to signage, and more than 100kg require emergency response plans.

PERSONAL PROTECTION

- Avoid skin and eye contact.
- DO NOT** breathe dust or spray mist.
- When mixing or applying wear full protective clothing including appropriate respiratory protection, eye protection, chemically resistant gloves and boots, a washable hat and overalls. Wash protective clothing daily after work.
- DO NOT** eat, drink or smoke while using.
- Remove protective clothing and wash hands and face thoroughly before meals and after work.

RE-ENTRY

- DO NOT** enter treated areas until the spray has dried unless wearing cotton overalls buttoned to the neck and wrist (or equivalent clothing) and chemical resistant gloves.

EQUIPMENT

- Apply using well maintained spray equipment that is accurately calibrated to apply a minimum of 250 litres of water per hectare. Use nozzles and pressures that produce a "COARSE" droplet according to the BCPC International Spray Classification System.

DISPOSAL

- Triple rinse empty container and add rinsate to the spray tank.
- Dispose of product only by using according to the label, or puncture sachets and dispose of at an approved landfill. **DO NOT** burn.

FIRST AID: If swallowed, **DO NOT** induce vomiting. If medical advice is needed, have the product container or label at hand. For advice, contact the National Poisons Centre 0800 POISON (0800 764 766) or a doctor immediately. If spilled on skin, remove contaminated clothing and wash skin with soap and water. If splashed in eyes flush with running water for at least 15 minutes and seek medical advice. If inhaled, remove to fresh air. If exposed or concerned get medical advice.

SPILLAGE: Wear appropriate protective clothing. Exclude all bystanders from vicinity of the spill. Contain liquid spills and prevent material entering waterways. Sweep up solids without creating dust. Absorb spills with inert material and place in waste containers. Wash area with water and detergent and absorb with further inert material. Dispose of waste safely in an approved landfill.

Registered pursuant to the ACVM Act 1997, No. P009507

See www.foodsafety.govt.nz for registration conditions

Approved pursuant to the HSNO Act 1996, Approval Code HSR101301.

See www.epa.govt.nz for approval controls.

*Chateau is a registered trademark of Sumitomo Chemical Company Limited, Japan

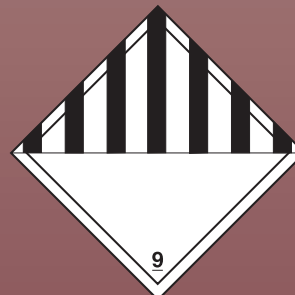
*WeedMaster, Lion and Biffo are registered trademarks of Nufarm Limited.

PROPER SHIPPING NAME	HAZARD CLASS	UN NO.	HAZCHEM	PACKING GROUP
ENVIRONMENTALLY HAZARDOUS SUBSTANCE, SOLID, N.O.S. (flumioxazin 50%)	9	3077	2Z	III

**In a Transport
Emergency
Dial 111**

**Emergency Response
(ALL HOURS)**

**Ring from anywhere in
New Zealand 0800 651 911**




19966555.01

Batch No:

Date of Manufacture:



<p>HAZARD CLASSIFICATION: 6.8B, 6.9B (oral), 9.1A, 9.2A</p> 
<p>TOXICITY</p> <ul style="list-style-type: none"> Warning - May cause damage to organs through repeated oral exposure. Suspected of damaging fertility or the unborn child.
<p>ECOTOXIC</p> <ul style="list-style-type: none"> Very toxic to aquatic life. DO NOT apply CHATEAU directly into or onto water. Avoid contamination of any water supply with product or empty container. Very toxic to the soil environment. Residual herbicide - Very toxic to some plant species. Take all reasonable steps to ensure that the substance does not cause any significant adverse effects to the environment beyond the application area.
<p>HANDLING PRECAUTIONS</p> <p>DO NOT handle until all safety precautions have been read and understood.</p> <p>The person mixing or applying Chateau must be a “Qualified Contractor” or a “Qualified Person”. The spray mixture may also be prepared by a “Qualified Loader”.</p> <p>STORAGE</p> <ul style="list-style-type: none"> Store in original container tightly closed and in a locked, dry, cool area away from sources of ignition, seeds, fertilisers and foodstuffs. Store in accordance with NZS 8409 Management of Agrichemicals. Stores containing 100kg are subject to signage, and more than 100kg require emergency response plans. <p>PERSONAL PROTECTION</p> <ul style="list-style-type: none"> Avoid skin and eye contact. DO NOT breathe dust or spray mist. When mixing or applying wear full protective clothing including appropriate respiratory protection, eye protection, chemically resistant gloves and boots, a washable hat and overalls. Wash protective clothing daily after work. DO NOT eat, drink or smoke while using. Remove protective clothing and wash hands and face thoroughly before meals and after work.

<p>RE-ENTRY</p> <ul style="list-style-type: none"> DO NOT enter treated areas until the spray has dried unless wearing cotton overalls buttoned to the neck and wrist (or equivalent clothing) and chemical resistant gloves. <p>EQUIPMENT</p> <ul style="list-style-type: none"> Apply using well maintained spray equipment that is accurately calibrated to apply a minimum of 250 litres of water per hectare. Use nozzles and pressures that produce a “COARSE” droplet according to the BCPC International Spray Classification System. <p>DISPOSAL</p> <ul style="list-style-type: none"> Triple rinse empty container and add rinsate to the spray tank. Dispose of product only by using according to the label, or puncture sachets and dispose of at an approved landfill. DO NOT burn.

First Aid: If swallowed, **DO NOT** induce vomiting. If medical advice is needed, have the product container or label at hand. For advice, contact the National Poisons Centre 0800 POISON (0800 764 766) or a doctor immediately. If spilt on skin, remove contaminated clothing and wash skin with soap and water. If splashed in eyes flush with running water for at least 15 minutes and seek medical advice. If inhaled, remove to fresh air. If exposed or concerned get medical advice.

Spillage: Wear appropriate protective clothing. Exclude all by-standers from vicinity of the spill. Contain liquid spills and prevent material entering waterways. Sweep up solids without creating dust. Absorb spills with inert material and place in waste containers. Wash area with water and detergent and absorb with further inert material. Dispose of waste safely in an approved landfill.

Record Keeping: Records of use as described in NZS8409 Management of Agrichemicals must be kept if 3kg or more of CHATEAU is applied within 24 hours.

Mixing: CHATEAU is a water dispersible granule formulation which is contained in a water-soluble bag. **DO NOT** handle the water-soluble bags or expose to moisture because this may cause breakages. **DO NOT** touch bags with wet hands or place on wet surfaces. **DO NOT** damage the foil sachets that contain the water-soluble bags. Protect unused sachets by keeping them in the original container.

Half-fill the spray tank with clean water and with the agitator operating tear open the necessary number of sachets and drop the water-soluble bags contained in them into the spray tank **without touching the bags**. Agitate thoroughly until the bags are fully dissolved and the product dispersed. Add any tank mixture partners (e.g. a knockdown herbicide) and the remainder of the water and agitate thoroughly before using. Add any spray additive near the end of the filling process to minimise foaming. After standing, agitate spray solution well before reusing.

Compatibility: CHATEAU is compatible with a range of knockdown herbicides including WeedMaster® G360, WeedMaster TS470, WeedMaster TS540, WeedMaster Dry, Lion® Herbicide, Lion 490DST and Biffo®. Follow all directions and precautions on the tank mixture partner label. When applying with glyphosate products **DO NOT** use around unprotected trees less than 3 years old and ensure that spray or spray drift **DOES NOT** contact any part of stonefruit trees, or green bark, suckers, buds, foliage or fruit of other desirable plants. When applying with glufosinate products, avoid contact with green parts (including immature bark) of desirable plants.

Cleaning Spray Equipment: When cleaning spraying equipment, wear cotton overalls buttoned to the neck and wrist, elbow-length chemical resistant gloves and boots.

The following steps must be taken to clean spray equipment:

- 1) Completely drain the spray tank, rinse the sprayer thoroughly, including the inside and outside of the tank and all in-line screens.
- 2) Fill the spray tank with clean water and flush all hoses, booms, screens and nozzles.
- 3) Add 1 litre of 3% household ammonia for every 100 litres of water, circulate through the sprayer for five minutes, then flush all hoses, booms, screens and nozzles for a minimum of fifteen minutes.
- 4) Drain tank completely.
- 5) Add enough clean water to the spray tank to allow all hoses, booms, screens and nozzles to be flushed for two minutes.
- 6) Remove all nozzles and screens and rinse them in clean water.

Equipment with CHATEAU residue remaining in the system may result in crop injury to the subsequently treated crop.

Resistance Management: CHATEAU is a member of the N-phenylphthalimide group of herbicides. The mode of action of CHATEAU is to inhibit protoporphyrinogen oxidase (PPO). For weed resistance management, CHATEAU is a [GROUP E HERBICIDE]. Some naturally occurring weed biotypes resistant to CHATEAU and other Group E Herbicides may exist through normal genetic variability in any weed population. The resistant individuals can eventually dominate the weed population if these herbicides are used repeatedly. These resistant weeds will not be controlled by CHATEAU or other Group E Herbicides. Since the occurrence of resistant weeds is difficult to detect prior to use, Nufarm Limited accepts no liability for any losses that may result from the failure of CHATEAU to control resistant weeds. To prevent or delay the development of resistance, use CHATEAU in tank mixtures where appropriate, and/or in rotation with herbicides having a different mode of action against the weed. Refer to www.resistance.nzpps.org for further information.

DIRECTIONS FOR USE:

The maximum application rate for CHATEAU is 840g/ha (equivalent to 420 g of flumioxazin/ha), with a maximum of one application per year.

GENERAL INFORMATION:

CHATEAU is a contact and soil residual herbicide which will control a wide range of broadleaf weeds and grasses for 4-8 months.

CHATEAU is non-volatile and does not leach. Germinating seedlings contact CHATEAU as they grow through the treated zone and a reaction with sunlight causes cell disruption and plant death.

CHATEAU should be applied to bare, moist soil and needs at least 15mm of irrigation or rainfall after application to activate. Established weeds will not be controlled. Treat large weeds with a knockdown herbicide before applying CHATEAU. Tank-mix CHATEAU with a knockdown herbicide to remove small weeds. If necessary remove prunings by raking. If using mulch, apply CHATEAU before the mulch. Even coverage may be difficult in rocky soils. Weeds growing into the treated zone from outside will not be controlled.

APPLICATION METHOD:

CHATEAU must only be applied using ground-based low boom application methods.

CHATEAU must only be applied using a coarse droplet spray.

CHATEAU must not be applied when wind speeds are less than 3 km/h or more than 30 km/h, as measured at the application site.

BUFFER ZONE:

CHATEAU must not be applied within 5m of a waterbody.

CHATEAU must not be applied within 15 m of downwind non-target plants.

RESTRAINTS:

DO NOT apply by air.

DO NOT apply for residual weed control until significant rain has occurred and at least 15mm rain is expected or can be applied by sprinklers within 3 weeks.

DO NOT apply during the period after bud break, unless using shielded application equipment and applicator can ensure spray, spray drift or dust from treated soil will not come into contact with fruit or foliage.

DO NOT apply to trees or vines established less than 1 year in the field.

DO NOT use in crops where the fruiting buds are less than 40cm above the soil. Remove low branches and suckers if they are likely to come into contact with the spray.

DO NOT apply in areas prone to strong winds or to powdery soils or soils that are susceptible to wind displacement unless sprinkler or microjet irrigation can be applied immediately after application to cover the entire sprayed area.

DO NOT use in grapes or kiwifruit that are not trellised or staked unless they are free standing.

If training wires/ posts etc are lying in the herbicide strip in orchards or vineyards when CHATEAU is applied, **DO NOT** lift them up into the canopy until sufficient rain has fallen to ensure any CHATEAU residue has been washed off.

DO NOT operate any machinery (eg sprayers, mowers, cultivators) that may blow treated soil onto leaves and fruitlets until at least 15mm of rainfall or irrigation has been applied by sprinklers to the treated area.

DO NOT mow, cultivate or otherwise disturb the soil in the treated area between application and harvest unless the operator can ensure the any dust created will not drift onto foliage or fruit.

DO NOT use for residual weed control if a large population of established weeds or large amounts of trash are present as these will prevent the chemical reaching the soil.

DO NOT apply in high pH water (pH>7) or allow spray mix to stand overnight.

DO NOT disturb treated soil surface after application.

DO NOT treat weeds under poor growing or dormant conditions (such as occur in drought, waterlogging, disease, insect damage or following frosts) as reduced control may result. Weeds should be actively growing at time of treatment.

DO NOT apply by misting machines or any other equipment likely to cause excessive drift.

DO NOT apply to farm alleys or roads where traffic may result in treated dust settling onto crops or other desirable vegetation.

DO NOT replant trees or vines within 12 months of an application unless the top 3 cm of soil from a 0.5m radius around the tree/vine to be replaced is removed before the hole is dug. Ensure treated soil does not enter the hole or contact the replant.

CROP	WEEDS CONTROLLED	RATE per sprayed ha	CRITICAL COMMENTS
Grapes, Kiwifruit, Pipfruit, Stonefruit, Bush fruit (blueberries, black currants, gooseberries), Hops, Shelter belts	Annual poa (<i>Poa annua</i>) Barnyard grass (<i>Echinochloa</i> spp) Black nightshade (<i>Solanum nigrum</i>) Bristly hawkbeard (<i>Crepis setosa</i>) Broad-leaved fleabane (<i>Conyza sumatrensis</i>) Broad-leaved plantain (<i>Plantago major</i>) Chickweed (<i>Stellaria media</i>) Creeping mallow (<i>Modiola caroliniana</i>) Dandelion (<i>Taraxacum officinale</i>) Dove's foot (<i>Geranium molle</i>) Fathen (<i>Chenopodium album</i>) Mallow (<i>Malva</i> spp) Narrow-leaved plantain (<i>Plantago lanceolata</i>) Paspalum (<i>Paspalum dilatatum</i>) Perennial ryegrass (<i>Lolium perenne</i>) Scarlet pimpernel (<i>Anagallis arvensis</i> var. <i>arvensis</i>) Scrambling speedwell (<i>Veronica persica</i>)	700g – 840g	Use the higher rate for more persistent weed control. CHATEAU needs at least 15 mm of rain or irrigation to activate, and therefore is best applied just prior to a period when rain is likely, or should be followed by adequate irrigation. The best application time for CHATEAU is during the period following final harvest up to bud break. DO NOT apply to pears and bush fruit after budbreak. DO NOT apply to other fruit crops after the start of flowering. DO NOT apply to hops after suckers have emerged. PREFERABLY apply to deciduous shelter before budbreak. DO NOT apply to evergreen shelter or deciduous shelter after budbreak unless spray or spray drift onto green foliage can be avoided. Apply as a directed spray using even flat fan nozzles onto bare soil in the herbicide strip at the base of vines or trees.

7

CROP	WEEDS CONTROLLED	RATE per sprayed ha	CRITICAL COMMENTS
	Small flowered mallow (<i>Malva parviflora</i>) Sow thistle (<i>Sonchus oleraceus</i>) Stinging nettle (<i>Urtica urens</i>) Summer grass (<i>Digitaria sanguinalis</i>) Tall fescue (<i>Festuca arundinacea</i>) Tall willow-herb (<i>Epilobium ciliatum</i>) White clover (<i>Trifolium repens</i>) Wild portulaca (<i>Portulaca oleracea</i>) Wireweed (<i>Polygonum aviculare</i>) Yarrow - seedlings (<i>Achillea millefolium</i>)		When large weeds are present apply a knockdown herbicide at the full rate and then allow weeds to die down before applying CHATEAU. If small weeds are present (<5cm height/diameter) apply CHATEAU in tank mixture with a knockdown herbicide. DO NOT allow spray to contact to foliage, suckers, green bark or exposed roots. For residual use CHATEAU does not require an adjuvant, but if it is being used with a knockdown herbicide then follow the recommendation for this herbicide.

WITHHOLDING PERIODS:

Kiwifruit, Pipfruit (other than pears), Stonefruit, Grapes: **DO NOT** apply after the start of flowering.

Pears and Bush fruit: **DO NOT** apply after budbreak.

Hops: Apply when vines are dormant, prior to sucker emergence.

GRAZING ORCHARDS, BUSH FRUIT CROPS AND HOPS: **DO NOT** graze orchards before 2 months after application.

GRAZING VINEYARDS (INCLUDING LEAF PLUCKING): Sheep that have been grazing or fed treated crops should be placed on clean feed for 2 months prior to slaughter.

It is an offence for users of this product to cause residues exceeding the relevant MRL in the Food Notice: Maximum Residues Levels for Agricultural Compounds.

8

Registered pursuant to the ACVM Act 1997, No. P009507

See www.foodsafety.govt.nz for registration conditions

Approved pursuant to the HSN0 Act 1996, Approval Code HSR101301.

See www.epa.govt.nz for approval controls.

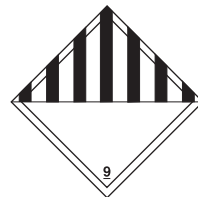
*Chateau is a registered trademark of Sumitomo Chemical Company Limited, Japan

*WeedMaster, Lion and Biffo are registered trademarks of Nufarm Limited.

CONDITIONS OF SALE: CAUTION: READ THIS NOTICE BEFORE OPENING THE CONTAINER If you open this container you will be deemed to have accepted the conditions below.				
The results from use of this product may be affected by factors beyond Nufarm's control, including mixing, use, climatic conditions, time of application, crop or crop stage and the possible development of resistance to the active ingredient, even though the product is reasonably fit for the purposes stated in this label, and even though label directions are followed. Nufarm will replace, free of charge, any product which is found to have a manufacturing defect. To the extent permitted by law, all other warranties, guarantees, representations and conditions, whether expressed or implied by law, trade, custom or otherwise are expressly excluded.				
When you use this product, you agree that neither Nufarm Limited nor any manufacturer of any component of the product will be liable for any damage, injury or loss including consequential loss which arises in any way from the storage, handling, or use of the product. This exclusion of liability includes loss caused by negligent acts or omissions of Nufarm Limited or any supplier or manufacturer of the product or any of their employees and agents.				

PROPER SHIPPING NAME	HAZARD CLASS	UN NO.	HAZCHEM	PACKING GROUP
ENVIRONMENTALLY HAZARDOUS SUBSTANCE, SOLID, N.O.S. (flumioxazin 50%)	9	3077	2Z	III

In a Transport Emergency Dial 111	Emergency Response (ALL HOURS) Ring from anywhere in New Zealand 0800 651 911
---	--



9

WARNING
KEEP OUT OF REACH OF CHILDREN
READ LABEL BEFORE USE

CHATEAU®

Active Ingredient: 500g/kg flumioxazin
in the form of water dispersible granules.

A contact and soil residual herbicide for season-long weed control in grapes, kiwifruit, pipfruit, stonefruit, bush fruit, hops and shelterbelts.

SUMITOMO CHEMICAL

SUMITOMO CHEMICAL AUSTRALIA PTY LTD
51 Rawson Street Epping NSW 2121
Tel: +61 2 8752 9000 Fax: +61 2 8752 9099
A.B.N. 21 081 096 255

® Registered Trademark of Sumitomo Chemical Co., Japan



Distributed in New Zealand by:
Nufarm Limited
6 Manu Street, Otahuhu, Auckland
Telephone: 09 270 4157
www.nufarm.co.nz
Nufarm emergency phonenumber 0800-651 911
toll free 24 hours

19966655.02